


SELF-PROPELLED

GAS-POWERED ALUMINUM SCREED

Hard Working for Profitable Production



Features and Benefits:

- Controls Require only One Operator
- Lightweight Aluminum "A"-Frame Construction
- All Bolted Construction for Simplified Maintenance
- Expandable to 60 Linear Feet
- Handles Slump in Excess of 3 Inches
- Transporter Cart Available For Ease in Transporting Around Job Site




ARROW-MASTER

**A PRODUCT OF
Arrow-Master, Inc.**

1201 7th Street
East Moline, IL 61244-1465
Ph (800) 325-4151
Ph (309) 752-1345
Fax (309) 752-1380
www.arrowmaster.com

SELF-PROPELLED GAS-POWERED, ALUMINUM SCREED

FEATURES:




Curl Edge Runner
increases production, eliminating rollover, improves final finish and yields a more uniform concrete spread.



Eccentric Shafts
are coupled by universal joints. This decreases strain on shafts, weights, and bearings; and allows for ease of assembly.



Bearings and Double Eccentric Weights
are located at each "A" frame, on 15 inch centers. This provides improved stability of the shaft and consistent uniform vibration across the entire span of the screed.



Power Winch Section
comes with our Self propelled hydraulic drive units for smooth uniform forward movement.



Turnbuckle Couplings
allow for quick adjustment for precise flats, crowns, or valleys. The couplings are located along the entire length of the span.

SPECIFICATIONS

Model	Aluminum Screed
Operating Weight (5 ft. Hydraulic Power Unit) (Screed Sections)	315 lbs. (143 kg) 12 lbs. / linear ft. (1.66 kg / m)
Type of Power Unit	Briggs Intek 8 H.P. 3600 rpm Honda 8 H.P. 3600 rpm
Screed Vibration	3,000 vibrations / minute
Screed Speed (Hydraulic Winch)	0-12 ft. / min. (0-3.7 m / min.)
Hydraulic Tank Capacity	2.5 gal. (9.5 liters)
Grade Accuracy	± 1/8 inch in 10 sq. ft. (3.2 mm in .93 sq. m)
Winch Cable	140 ft. per winch, 1/8 in. Dia.
Recommended Slump	In excess of 3 in. (76 mm)
Maximum Span	Expandable to 60 ft. (18.3 m)
Truss (W x H)	18.2 in. X 16.5 in. (46.3 cm x 41.9 cm)
Runners	Front and Rear runners are extruded aluminum

Add-on Sections:

- 7.5 ft. Aluminum Screed Section
- 5.0 ft. Aluminum Screed Section
- 2.5 ft. Aluminum Screed Section

Screed Transporter:

- Available as an option for ease in transporting around job site

Specifications subject to change without notice. Photographs or drawings in this literature may include optional equipment which may be purchased at additional cost from Arrow-Master. The only warranty applicable is our standard written warranty. We make no other warranty, expressed or implied.

Distributed by:



**A PRODUCT OF
Arrow-Master, Inc.**

1201 7th Street
East Moline, IL 61244-1465
Ph (800) 325-4151
Ph (309) 752-1345
Fax (309) 752-1380
www.arrowmaster.com

PRODUCTS:

MOBILE HYDRAULIC HAMMERS
Printed in the U.S.A. Rev.12/10/08

WALK-BEHIND TROWELS

PLATE COMPACTORS

TRUSS SCREED